

# 2007 Domestic Violence Services in Virginia

## Highlights

- On an average night, there were 356 children staying in a Virginia domestic violence shelter in 2007.
- More than 50% of the children had directly witnessed the violence in the family.
- The number of people staying in a Virginia domestic violence shelter on an average night increased by 7% in 2007.
- 1,759 families who asked for shelter in 2007 could not be sheltered in a domestic violence shelter because a bed was not available.
- Relocation continues to be identified by victims of domestic violence as the most helpful strategy to remove the threat of violence.

## Recommendations

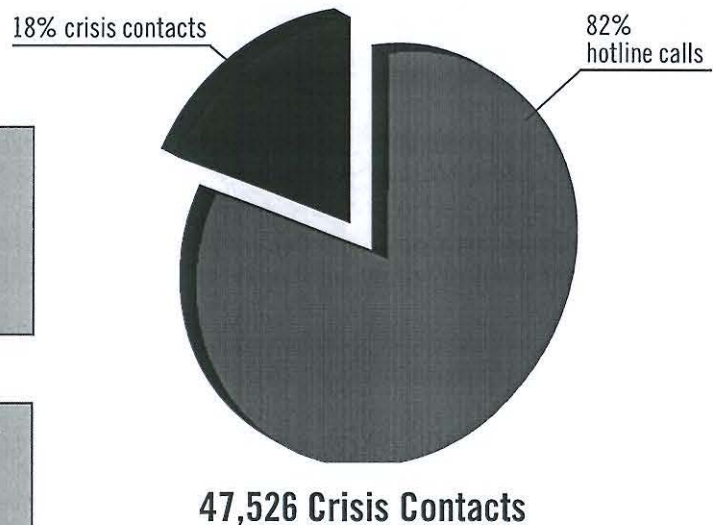
- Secure funding to provide comprehensive services to children and youth who have been exposed to domestic violence.
- Expand prevention programming for children, youth, and adults to prevent domestic violence before it occurs.
- Increase options for relocation through adding shelter space, expanding low income housing options, and providing victim assistance funds to help victims of domestic violence relocate or secure safe, affordable housing.
- Increase the availability of community education and training programming through Domestic Violence Service Providers across the Commonwealth so that family, friends, and allied professionals are prepared to respond effectively when victims turn to them.

# 2007 Domestic Violence Services in Virginia

## Crisis Services

Domestic Violence Service Providers responded to 47,526 crisis situations in 2007, providing services to victims, family members, friends, and allied professionals.

In addition to hotline calls, victim advocates responded to 8,728 crises in person.



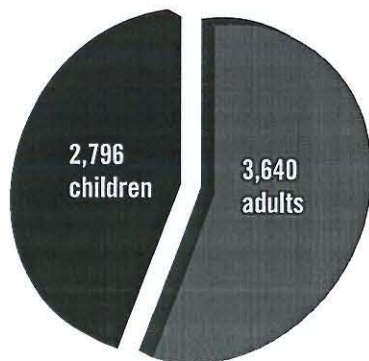
**80%**

of victims calling the hotline learned more about community resources to help plan for their safety.

**83%**

of victims requesting shelter were able to find safety in shelter.

## Shelter Services



**6,436 Individuals Sheltered**

Virginia's Domestic Violence Service Providers provided 314,480 nights of emergency shelter to victims of domestic violence and their children in 2007—a critical public safety service.

**861**

women, children, and men stayed in a Virginia domestic violence shelter on an average night in 2007.

Despite the fact that Domestic Violence Service Providers are committed to providing shelter for every victim who is in danger, 1,759 families who asked for shelter could not be served because no bed was available.

# 2007 Domestic Violence Services in Virginia


## Adult Advocacy Services

Domestic Violence Service Providers provided advocacy services to 5,823 adults in 2007. A primary focus of this advocacy is providing education about the dynamics of domestic violence and the concept of safety planning.

Financial services, including housing advocacy, are also critical to victims seeking services through Domestic Violence Service Providers as more than half had incomes below 200% of Federal Poverty Guidelines.

**71%**

percentage of victims who reported being prepared to identify their safety options as a result of advocacy services.



## Who Has Been Served?

### Gender

Female	97%
Male	3%
Transgender	0%

### Age

30-44 years	45%
45-64 years	19%
18-24 years	18%
25-29 years	17%
over 64 years	1%

### Race/Ethnicity

Caucasian	54%
African-American	29%
Latino/a	11%
Other	2%
Asian	2%
Bi/Multi-Racial	1%
Native American	< 1%

# 2007 Domestic Violence Services in Virginia

## Children's Services (\*child = younger than 18 years old)

### Top 5 Services Provided to Children

- 1,824** Individual counseling and advocacy services to address the impact of the violence.
- 1,615** Developing skills, such as safety planning, conflict resolution, communication, and stress management.
- 1,354** Participation in play groups, field trips, and special events.
- 1,236** Group counseling to provide information, education, and support.
- 457** Addressing academic needs, such as school enrollment, on-site education, or tutoring.

**2,823** children were served.

**38,497** hours of service were provided.

## The Impact of Domestic Violence on Children\*

\*child may have experienced more than one type of violence

Domestic Violence Service Providers spoke with 2,994 children or parents about the child's history of experiencing violence in the family.\*

**53%** of the children had directly witnessed violence in their family

**21%** had been emotionally abused or neglected

**14%** had been physically abused

**8%** had been physically neglected

**6%** had been sexually abused (includes sexual assault, attempted sexual assault, and sexual harassment)

### Who Has Been Served?

#### Gender

Female	51%
Male	49%
Transgender	0%

#### Age

Under 6	44%
6-12	39%
13-17	16%
Unknown	1%

#### Race/Ethnicity

Caucasian	42%
African-American	32%
Bi/Multi-Racial	11%
Latina/o	11%
Other	2%
Asian	1%
Native American	1%



# 2007 Sexual Violence Services in Virginia

## Highlights

- The sexual victimization of children is a primary concern for victims (adults and children) seeking services.
- 43% of children and youth seeking services were sexually violated by their parent, step-parent, or parent's partner.
- 2 in 3 adults seeking services were sexually violated by a family member, including a Spouse and/or Co-habiting partner.
- The number of adults seeking services from a sexual assault service provider increased by 8% from 2006 to 2007.
- Fewer than half of the individuals seeking crisis services indicated that the incident had been reported to law enforcement.

## Recommendations

- Secure funding to provide comprehensive services to children and youth who have experienced or been exposed to sexual violence.
- Expand prevention programming for children, youth, and adults to prevent sexual violence before it occurs.
- Increase the availability of community education and training programming through Sexual Assault Crisis Centers across the Commonwealth so that family, friends, and allied professionals are prepared to respond to victims effectively.
- Enhance public safety, promote offender accountability, and increase victims' immediate access to services by promoting the establishment of Sexual Assault Response Teams in Virginia.

# 2007 Sexual Violence Services in Virginia

## Crisis Services

Sexual Violence Service Providers responded to 12,535 crisis situations in 2007 and provided 41,750 services to victims, family members, friends, and allied professionals. In addition to hotline calls, advocates responded to 3,661 crises in person.

Safety continues to be a primary concern for victims of sexual violence in crisis.

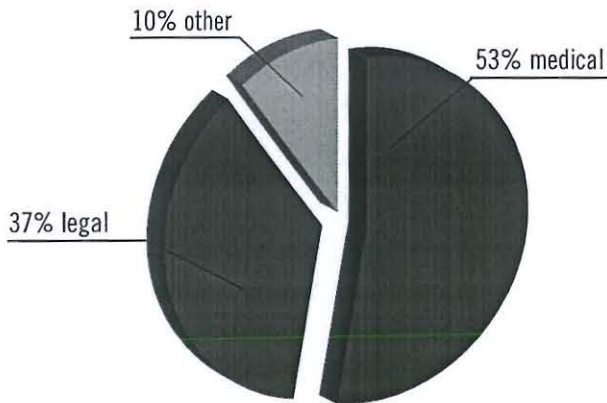
**50%**

of crisis contacts responded to safety concerns.

**1 in 5**

crisis contacts were with allied professionals. Allied professionals rely on sexual assault service providers as a critical resource when assisting victims in crisis.

## Accompaniment Services



Type of Accompaniments in 2007

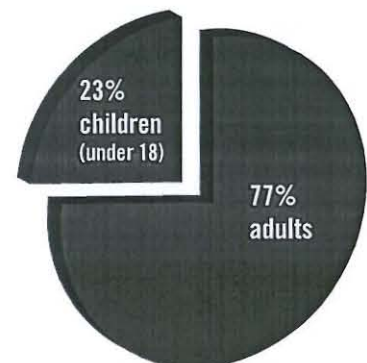
Sexual violence is a violent crime that is terrifying and often difficult to report to law enforcement. Legal, medical, and other accompaniments are critical services to address the emotional needs of victims, help minimize additional trauma, and to facilitate the reporting process.

Seeking health care may also be difficult for individuals who have been sexually violated. Advocates provide medical accompaniments to offer support to victims during medical exams, including forensic exams performed in the immediate aftermath of a sexual assault/rape.

## Advocacy Services

Sexual Assault Service Providers assisted 2,703 adult and child victims of sexual violence in 2007, providing 42,108 hours of advocacy services.

The sexual victimization of children continues to be a primary concern for victims of sexual violence seeking services.



Advocacy Services in 2007

# 2007 Sexual Violence Services in Virginia

## Adults Served

### Gender

Female	93%
Male	7%
Transgender	0%

### Race/Ethnicity

Caucasian	65%
African-American	22%
Latino/a	8%
Bi/Multi-Racial	2%
Asian	1%
Other/Unknown	1%
Native American	< 1%

### Age

18-29 years	42%
30-44 years	36%
45-64 years	21%
over 65 years	1%

### Types of Sexual Violence

Sexual Assault/ Rape	56%
Adult Assaulted as a Child	17%
Incest/Assault of a Child	8%
Other Sexual Violence	19%

## Adult Services Provided

An unduplicated count of individuals receiving the listed service. This count excludes services on hotline.

1,574

Education (teaching about the dynamics of violence, impact of trauma, and context of violence)

1,564

Advocacy/ Counseling/ Support

1,337

Crisis Intervention

716

Group Counseling

594

Financial Services (addressing economic impact of violence, e.g. loss of income & injuries)

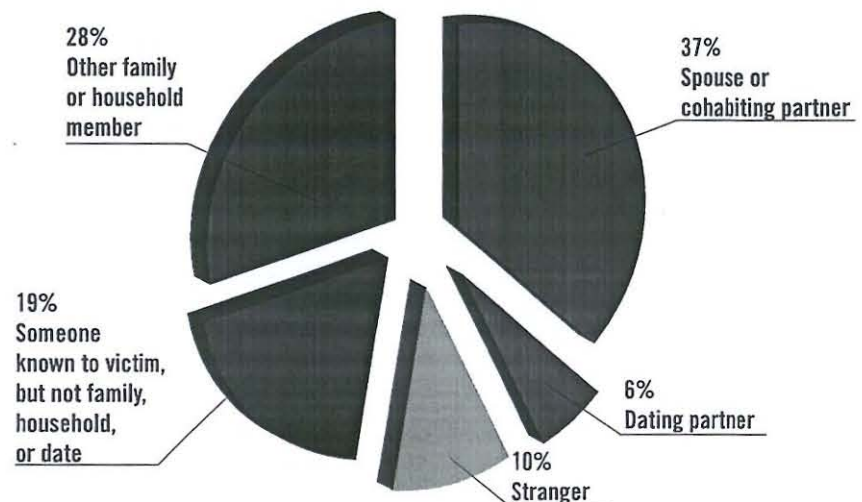
361

Mental Health (clinical services)

323

Legal Advocacy

## Perpetrator's Relationship to Adult Victim



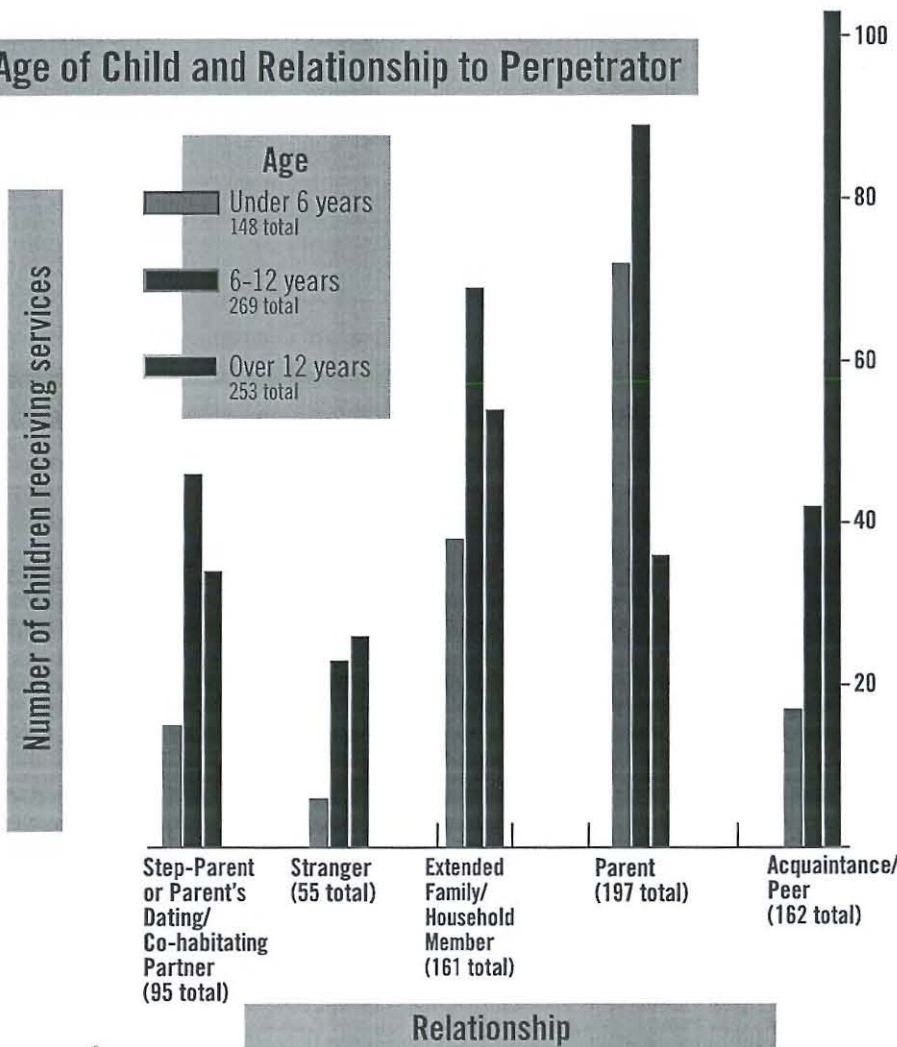
# 2007 Sexual Violence Services in Virginia

## Children Receiving Services (\*child = younger than 18 years old)

### Top 5 Services Provided to Children

- 514** Individual counseling and advocacy services to address the impact of the violence.
- 275** Developing skills, such as safety planning, conflict resolution, communication, and stress management.
- 172** Supportive services through the criminal justice system.
- 134** Group counseling to provide information, education, and support.
- 130** Participation in play groups, field trips, and special events for social development.

### Age of Child and Relationship to Perpetrator



## Children Served

### Gender

Female	76%
Male	24%
Transgender	0%

### Race/Ethnicity

Caucasian	61%
African-American	21%
Latino/a	10%
Bi/Multi-Racial	4%
Unknown/Other	2%
Native American	1%
Asian	1%

### Age

6-12 years	39%
13-17 years	39%
under 6 years	21%
Unknown	1%

### Relationship of Perpetrator to Victim

Parent, Step-Parent, or Parent's Partner	43%
Acquaintance, Peer, or Date	24%
Other Family/Household Member	23%
Stranger/No Relation	8%
Unknown	2%